



# Sunday School Ideas

January 2007

## The Year's Best Ideas!

Some ideas work better than others. We've put together our best from 2006 in this issue. Send us your winning ideas for future issues and include a jpeg picture or two. Bundle it up and send it to [frakefam@bright.net](mailto:frakefam@bright.net). I love your ideas.

Happy teaching! Ann Gustafson Frake

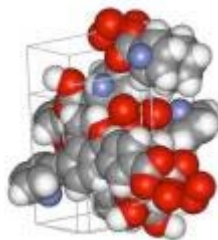
**Click and connect to cool Sunday school teachers:**

<http://www.upci.org/wap/discussions/>

## January 2006

I've sent this recipe out to lots of you. I think I'd better reprint it.

Object Lesson: How Does Your Church Garden Grow?



### Crystal Garden Solution

*You will need:*

- Several pieces of coal, charcoal briquettes or stones
- A shallow bowl
- 6 T salt
- 6 T of bluing
- 6 T of water
- 1 T of ammonia
- Food coloring

**Warning:** Ammonia fumes can make some people ill. Keep the ammonia tightly capped and out of reach of small children.

### How to Make It:

1. Place the coal or stones in the bottom of the shallow bowl.

**First, a minister with a burden moves into a community. He finds a place (any place!) to have church. It might be his living room or a storefront, or even an apartment. It's not fancy to start.**

2. Combine salt, bluing, water, and ammonia in a small bowl and mix well.

**He and his family pray. They invite people to church. They talk about Jesus and His goodness. They are the salty solution that starts the church.**

3. Pour mixture over coal or rocks.

**People begin to visit the church. At first, nothing happens. Then, with a little patience and a lot of prayer, things begin to change. We'll check back with this church in a little while.**

4. Drop a few spots of different food coloring over the mixture.

5. Let stand for the rest of the class. Crystals will begin to form if placed in a warm spot. They will grow to be colorful and interesting (just like home mission churches).



## February 2006—The Write Stuff

It's easy to write a valentine to each child in your Sunday school class (no matter what his age) if you follow this format. I guarantee it's a keeper, so sign your full name and the date on the back.



### Ten Things I Like About . . . Bubba

1. Bubba loves Sunday school.
2. He likes to have cookies at snack time.
3. Bubba sings loudly in church.
4. Bubba just wants to be a sheep (baa, baa, baa, baa!).
5. I like it when Bubba hugs me at the end of class.
6. I like Bubba's dark brown eyes.
7. I like Bubba's friend, Purple Alligator, who comes to class.
8. Bubba prays for his snack.
9. Bubba always chooses blue crayons.
10. Bubba loves Jesus.



## March 2006

### Rub a Dub Dub, Baptize in the Tub

Bring in a large square plastic storage bin. Fill it halfway with warm water. Add bubble bath and let your students practice baptizing the plastic toys in the water.

This is 1) lots of fun, 2) reinforces the concept of immersion baptism without being scary, and 3) washes the little germy hands and toys.

Provide fluffy towels from home for drying off and let the room toys dry off, preferably on a sunny window sill. **We fight sin, germs, and all forms of sickness in Sunday school.** ☺



## April 2006

### Math Month

Pass out calendar pages for the month of April. Students take them home and fill in things they are thankful for to match the number of the day.

April 1—Thank You, Lord, for one nose.

April 2—Thank God for two feet.

April 27—Thank You, Jesus, for more than twenty-seven light bulbs in my house.

April 28—Thank You, Lord, for more than twenty-eight appliances that plug in.

# May 2006

We Can All Be Tentmakers!

Don't bog down in the details and forget how to be a kid.




Use tents in stories such as:

- Aquila and his wife Priscilla, who were tentmakers (Acts 18:3)
- Abraham and Sarah (Genesis 18:6)
- Moses and Jethro (Exodus 18:7)

## First Apostolic Church of Defiance



I  Sunday School!

Gabrielle Frake's  
Sunday School Class

419.782.8460

Pastor Robert Frake  
facdefiance@bright.net




## June 2006

Preschoolers and younger children need a picture of their church and Sunday school class. Make magnetic cards to put on their refrigerators. Include the church name, telephone number, e-mail address, and your name for their families.

# July 2006

Play Dough Recipe from Lois Truman



## Microwave Play Dough

- 2 cups flour
- ½ cup cornstarch
- 2 cups water
- Food coloring [or a red packet of unsweetened Kool-Aid]
- 1 cup salt
- 1 tablespoon alum
- 1 tablespoon cooking oil

Combine flour, salt, alum, and cornstarch into a 2-quart microwaveable bowl. Microwave approximately 5 minutes until thick. Stir every minute. Cool and knead the coloring into the dough.

# August 2006

## Babies

Screaming, inconsolable child? Send for mom and suggest stripping off the child's clothes and diapers. Even if dry, use a fresh diaper and redress the baby in a sleeper or turn the original sleeper inside out. Reasoning: If there is a tag, seam, or scratchy spot inside an outfit, then a baby has no other way to let you know about it. Other times to try this are when a baby is too warm or uncomfortable.



# October 2006

## Cupcake Apples

“For he that toucheth you toucheth the apple of His eye” (Zechariah 2:8).

Macintosh, Jonathan, Rome Beauty, Wealthy, Delicious, and Cortland

Make enough cupcakes for your students to eat one and take one home. Let students write Zechariah 2:8 on a slip of paper and fold it into a square. Provide extra cupcake liners. Ask them to “hide” the square between the cupcake and an additional cupcake liner. Now they can give the treat to someone they love.

- 2 cupcakes per student
- Red frosting or a slice of red fruit leather (fruit roll up)
- 1 mini pretzel stick
- 1 gummy worm
- 1 green gumdrop leaf
- Melted chocolate
- extra cupcake liners

1. Ice the cupcake with the red frosting or cut fruit leather to cover it.
2. Dip the pretzel stick in melted chocolate, allow it to harden, and insert it for the stem.
3. Add the gumdrop leaf (or make one with green frosting and a leaf tip).
4. Cut a small "bite" out of the cupcake and insert the worm or just half of one!



## November 2006

Get those e-mail addresses! The pictures of your Sunday school kids are one of the best public relations programs in the world! Send pictures to everyone in the church: every parent, every auntie, cousin, etc., connected to your class. Watch the pews fill up for children's programs. E-mail is the NEW and IMPROVED "knocking on doors."

## December 2006

Lamb



### Ingredients

Cupcakes  
White mini marshmallows  
Plain icing  
Tube of decorating gel/icing or  
decorative items such as chocolate  
chips

### Method

Spread icing on top of cake. Create eyes and mouth using decorative icing or chocolate chips. Cut mini marshmallows in half and place around the "face" for wool.



### Idea Exchange Forum:

<http://www.upci.org/wap/discussions/>

Send jpeg pictures of your Sunday school class! [frakefam@bright.net](mailto:frakefam@bright.net)

## Bookmark me:

<http://www.upci.org/wap/discussions/>  
<http://www.foreignmissions.com>  
<http://vision4africa.org/ministries/rac/rac.htm>  
<http://www.childrensministry.net>  
<http://www.childrensministry.com>  
<http://www.kidology.org>  
<http://www.io.com/~lcowper/resources.html>  
<http://www.cmmag.com>  
<http://www.daniellesplace.com>  
<http://www.kidsblitz.com>  
<http://www.teacherhelp.org>  
<http://www.kidology.org>  
<http://www.msscrafter.com>

## Spanish sites:

<http://www.christiananswers.net/spanish/kids/clr-indx-s.html>  
<http://www.kidssundayschool.com/Spanish/Gradeschool/index.php>  
[http://children.calvarychapel.com/site/curriculum\\_sp\\_nt.htm](http://children.calvarychapel.com/site/curriculum_sp_nt.htm)  
[http://sermons4kids.com/span\\_colorpg.htm](http://sermons4kids.com/span_colorpg.htm)  
[http://sermons4kids.com/puzzle\\_esp\\_pg.htm](http://sermons4kids.com/puzzle_esp_pg.htm)

These sites are not maintained by nor are they in any way connected to Idea Exchange/Word Aflame Publications.

Bookmark me: <http://www.upci.org/wap/discussions/>

## Idea Exchange Forum

Visit our Idea Exchange Forum, a place where you can submit questions and answers, ideas and tidbits, online for all to read. It's easy to become a member: simply log on to [www.upci.org/wap/discussions](http://www.upci.org/wap/discussions) and select Idea Exchange. You will be directed to the forum where you will find postings regarding missions, prayer, discipline, outreach, resources, crafts, and much more.

Word Aflame offers all ideas submitted, "as is." We have not tried and tested them. We reserve the right to select which ideas will be published.

To unsubscribe, reply with the word "unsubscribe" in the subject box.