



Sunday School Ideas

May 2007

Paper Prayer Blossoms

When your students offer prayer requests, remind them that each request gives God a chance to create a miracle. This project reinforces the concept that when we bring a prayer request to God, He wants to make something beautiful out of every problem or need.

I have a whole orchard of miracles. You, too? Happy growing and teaching!

Ann Gustafson Frake



Prayer Blossoms

These blossoms are easy to make—younger kids with good fine-motor skills should be able to manage easily.

You will need:

- pink or white crepe paper
- scissors
- twigs
- kids craft glue

1. Cut crepe paper into small pieces. We cut ours into roughly 1-inch squares. Each student needs about 20 pieces of paper altogether. (They do not all have to have prayer requests.)
2. Take prayer requests, writing each child's request on a separate piece of paper.
3. Pray together for the requests, giving them to God and asking Him to help the children grow and trust Him to answer.
4. Scrunch the crepe paper into small, tight balls.
5. Dip the balls in glue and stick it to the twig. Keep going until the twig is in full bloom.

Looking for Inspiration for May Basket Munchies? Try some of these different snacks! Use suckers, frosting, and any other pretty candies for your projects.



Memory Verse Windsocks

Ask students to write out the memory verses that they have learned each quarter on lengths of crepe paper streamers. Then make these great windsocks. The more memory verses learned, the cooler the windsock will be. Have a parade across your platform, each child waving his windsock, so the adults can applaud your students' great work memorizing Scriptures.

Materials

- Markers
- Markers or paint and brushes
- Crayons
- Construction paper
- Glue or stapler
- Crepe paper streamers
- String

1. Use markers, paints, or crayons to decorate a 6- by 18-inch strip of construction paper. Try making stars, flowers, or birthday candles, adding glitter or giving the wind sock a face by gluing on paper cutouts of eyes, ears, a nose, and a mouth.
2. Next, cut nine 26-inch long crepe paper streamers, with memorized Scriptures written on them, and glue or staple them to the back of the bottom edge of the paper.
3. Finally, knot a 30-inch piece of string at each end and staple the knots to the tube sides to make "a handle."
4. Hang the wind sock on a porch or patio where it will be protected from strong winds and watch it ride the gentle breeze, displaying God's Word.



Mother's Memorial Vehicle Contest

Ask your Sunday school class to design some new vehicles for our foreign missionaries. After all, Mother's Memorial is all about helping our missionaries so that they can preach the gospel. Let your students pick a country or region and design a vehicle with a customized paint job advertising Mother's Memorial, "The Whole Gospel to the Whole World," or UPCI. Cars, trucks, donkeys, airplanes, bicycles, and roller skates are all options. Auction your art work for an additional class/MM project. Simple line drawings or templates of cars can be given to younger children.



When in Doubt . . . Legos!



These are WONDERFUL Legos from

<http://www.thebricktestament.com>

I am HOOKED!

Getting Ready For Vacation Bible School?
Try The Idea Exchange Forum:

<http://www.upci.org/wap/discussions/>











<http://www.upci.org/wap/discussions/>



- [All Forums](#)
- [VBS/Kids Crusades](#)
- [VBS](#)

- [New Topic](#)
- [Reply to Topic](#)
- [Send Topic to a Friend](#)
- [Subscribe to Topic](#)
- [Printer Friendly](#)

Author	Topic 
<p>csumpte Starting Member 12 Posts</p>	<p>Posted - 04/17/2007 : 12:58:25 PM   </p> <p>Does Word Aflame have curriculum for VBS? I was looking and didn't see any themes, or does the Power Hour cover it. Our church in Bellevue, WA has never had VBS, and I am trying to find curriculum so we can have it this summer.</p> <p>crystal sumpter</p>
<p>Admin Forum Admin 48 Posts</p>	<p>Posted - 04/19/2007 : 10:42:09 AM   </p> <p>Several of the kids POWER hour books offer VBS material: Happy Acres Adventureland Guided Tours The Real Pentecostals Real Life Sanctuary Miracle Center A Fruitful Life</p> <p>These books offer forms, craft/game/snack ideas, promotional tools, as well as tips for your VBS. Some of these series also offer resource kits that include the manual, music CD,</p>

 and teaching aids, including posters to promote your VBS.

With some imagination and a good brainstorming team, any POWER hour series can be used for VBS. The great thing about using these series is that at the close of VBS, the lessons can continue in children's church and keep your visitors coming back. It's wonderful apostolic material that can reach your neighborhood.

Visit our Web site for more information. www.upci.org/wap
Or feel free to contact us.

Joni Owens
Idea Exchange Administrator
Word Aflame Publications

Bookmark me:

<http://www.upci.org/wap/discussions/>

<http://www.foreignmissions.com>

<http://vision4africa.org/ministries/rac/rac.htm>

<http://www.childrensministry.net>

<http://www.childrensministry.com>

<http://www.kidology.org>

<http://www.io.com/~lcowper/resources.html>

<http://www.cmmag.com>

<http://www.daniellesplace.com>

<http://www.kidsblitz.com>

<http://www.teacherhelp.org>

<http://www.kidology.org>

<http://www.msscrafter.com>

These sites are not maintained by nor are they in any way connected to Idea Exchange/Word Aflame Publications.

Spanish sites:

<http://www.christiananswers.net/spanish/kids/clr-indx-s.html>

<http://www.kidssundayschool.com/Spanish/Gradeschool/index.php>

http://children.calvarychapel.com/site/curriculum_sp_nt.htm

<http://www.childrensermons.com/espanol.htm>

http://sermons4kids.com/span_colorpg.htm

http://sermons4kids.com/puzzle_esp_pg.htm

These sites are not maintained by nor are they in any way connected to Idea Exchange/Word Aflame Publications.

Bookmark me: <http://www.upci.org/wap/discussions/>

[Idea Exchange Forum](#)

Visit our Idea Exchange Forum, a place where you can submit questions and answers, ideas and tidbits, online for all to read. It's easy to become a member: simply log on to www.upci.org/wap/discussions and select Idea Exchange. You will be directed to the forum where you will find postings regarding missions, prayer, discipline, outreach, resources, crafts, and much more.

Word Aflame offers all ideas submitted "as is." We have not tried and tested them. We reserve the right to select which ideas will be published.

To unsubscribe, reply with the word "unsubscribe" in the subject box.